

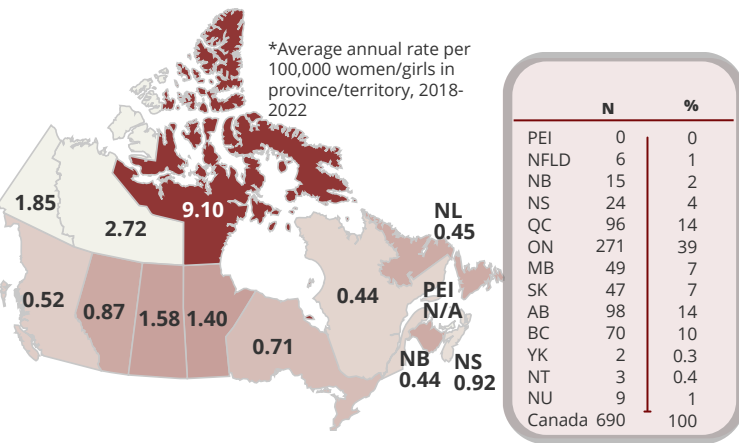


#CallItFemicide 2018-2022 Report

850 women & girls violently killed in Canada

When primary or sole accused was identified (715 cases), 88 percent were male

Rate and number of women & girls killed involving male accused



Overview

Geographic patterns

NU, NT, and YK had the highest rates of killings of women & girls involving male accused. SK, MB, AB, NS were also above the national average rate.

45% of victims were killed in rural areas/small towns

- 31% in rural (<10,000 population)
- 14% in small towns/cities (10,000-49,000 population)

Situational factors

76% of women/girls were killed in a private location, such as their own home, home of the accused, or the home they shared with accused; 15% killed in a public area; 9% killed in unknown locations.

When information was known (64%), the two most common methods of killing were stabbing (34%) and shooting (31%).

Age distribution of the victims*

Women and girls killed | Female population



*Age unknown for 22 victims

Women aged 18-44 overrepresented as victims

Average age of victims

42 years old

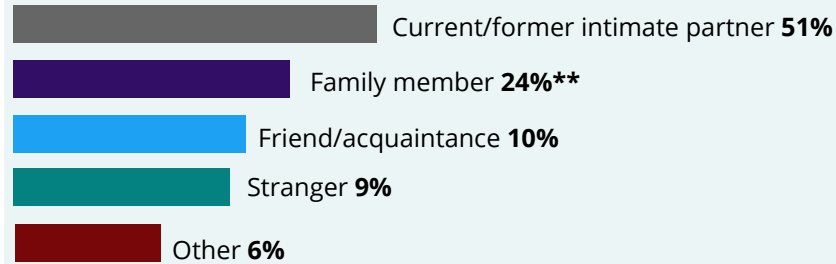
Youngest

< 1 year old

Oldest

97 years old

Victim-accused relationship*

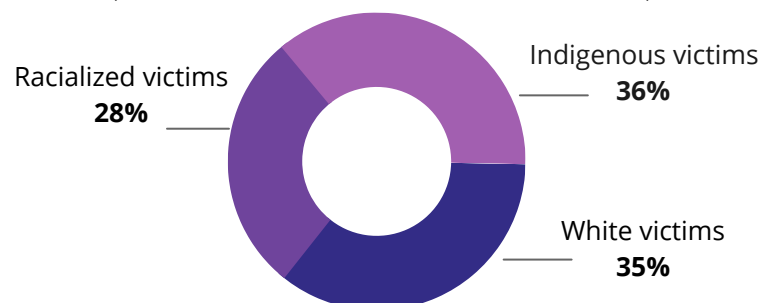


*Relationship not yet specified for 27% of victims.

**51% of which involved accused who were sons of the victims.

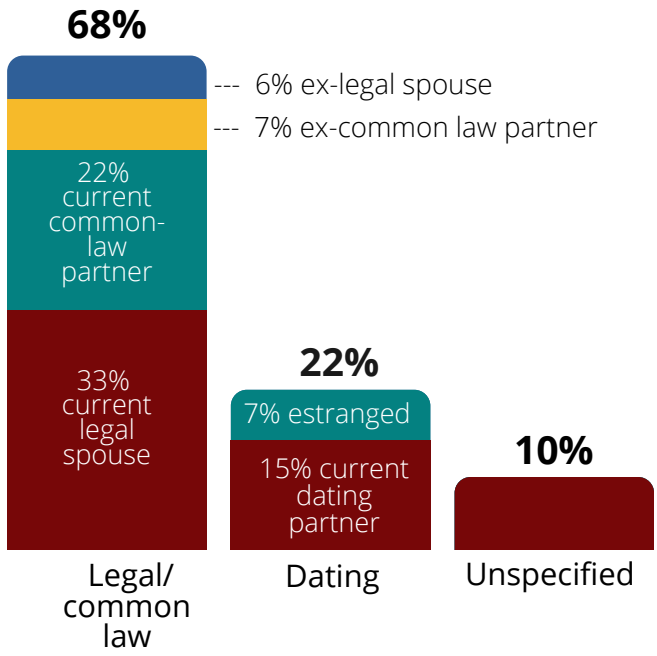
Race/ethnicity

(Based on information available for 53% of victims)





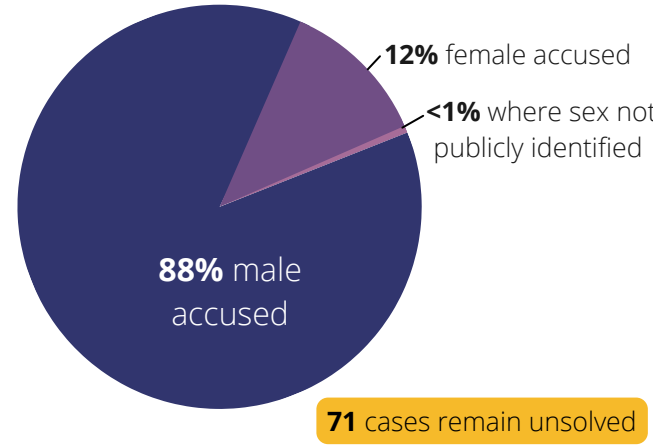
Intimate partner femicide victims



At least 868 children left without a mother

- 6 women killed were pregnant
- 28 children killed alongside their mothers

Primary or sole accused identified



Focusing on male accused only:

Average age	Youngest	Oldest
38 years old	13 years old	94 years old

Accused suicide:

- 15% of all male accused died by suicide
- 26% of male accused of intimate partner femicide died by suicide

27% increase in killings of women & girls involving male accused from 2019 to 2022

24% total increase in all killings of women & girls from 2019 to 2022
 Compared to pre-pandemic year 2019, based on current annual numbers:
 24 more deaths in 2020 (16% increase)
 29 more deaths in 2021 (20% increase)

Number of women and girls violently killed in Canada, 2018-2022

Year	Annual number (as of Dec. 31 each year)	Yearly increase in number over time *	Current Annual Number (as of March 27, 2022)
2018	148	21	169
2019	137	11	148
2020	160	12	172
2021	173	4	177
2022	184	12 **	196 (projected)

* Numbers increase over time as investigations are completed, suspicious deaths become homicide, or new deaths are recorded.
 **Projected increase based on average increase over previous four years.