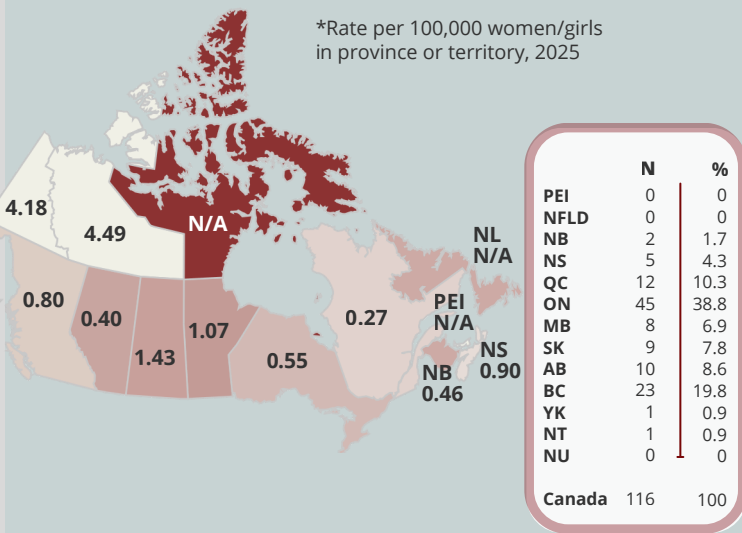




# #CallItFemicide 2025 Report

**147 women & girls violently killed in Canada in 2025, involving 116 primary or sole male accused (90%) where accused identified (N=129)**

## Rate and number of women & girls killed involving male accused\*



## Overview


### Geographic patterns

- **NT, YK and SK** had the highest rates of killings of women & girls involving male accused. **MB** and **NS** were also above the national rate.
- **75%** of victims were killed in urban areas
- **25%** of victims were killed in rural areas/small towns
  - **11%** in rural (<10,000 population)
  - **14%** in small town/cities (10,000-49,000 population)

### Situational factors

- **72%** of women/girls were killed in a private location, such as their own home, home of the accused, or the home they shared with the accused; **24%** killed in a public area; **4%** killed in unknown locations.
  - When information was known (**51%**), the most common methods of killing were shooting (**29%**), stabbing (**29%**), and being hit by a car (**17%**).\*
- \*9 of these female victims were killed in the Lapu Lapu Day mass homicide

## Age Distribution of the Victims\*



\*Age unknown for 2 victims

## Women aged 18-54 are overrepresented as victims

Average age of victims

45 years old

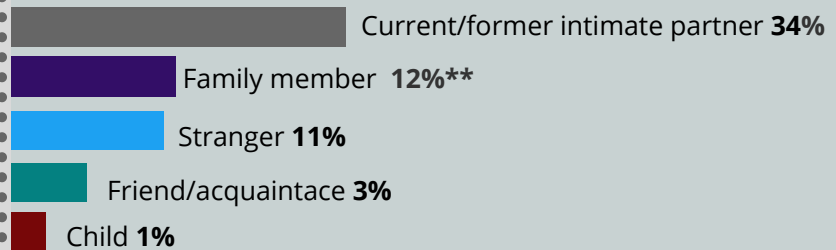
Youngest

5 year old

Oldest

84 years old

## Victim-Accused Relationship\*

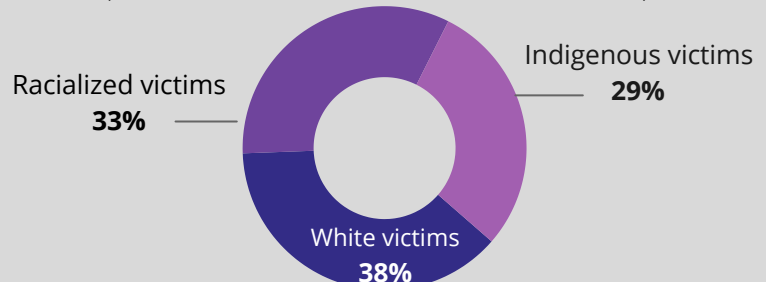


\*Relationship not yet specified for 39% of victims.

\*\*50% of which involved accused who were sons of the victims.

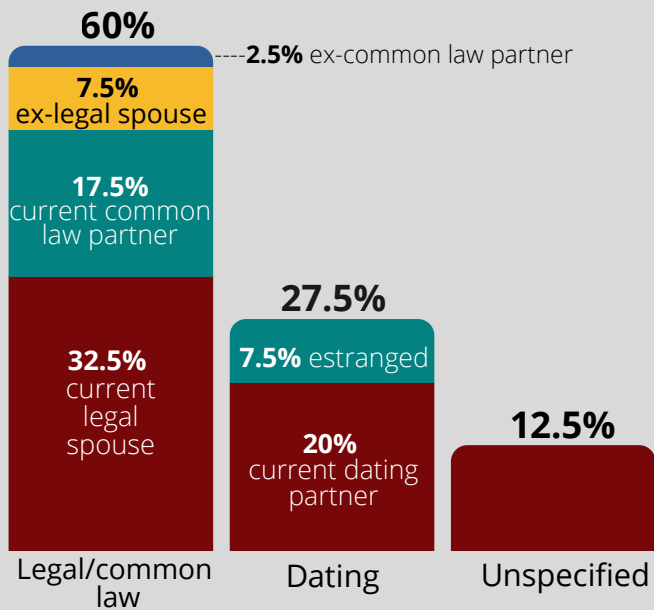
## Race/Ethnicity

(Based on information available for 39% of victims)





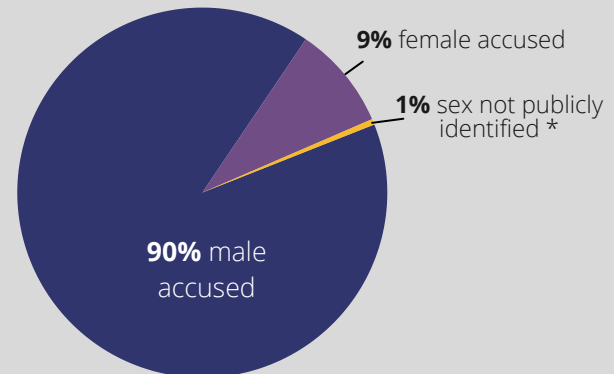
### Intimate Partner Femicide Victims



### Impacts on Children


- At least **119** children left without a mother
- **2** children killed alongside their mothers

### Primary or sole accused identified



\*18 cases remain unsolved

### Focusing on male accused only:



### Accused Suicide

- **7%** of all male accused died by suicide
- **18%** of males accused of intimate partner femicide died by suicide

**6% decrease in killings of women & girls involving male accused from 2019, pre-pandemic year, to 2025**

**4% total decrease in all killings of women & girls from 2019 to 2025**

### Number of women and girls killed violently in Canada, 2018-2025

Year	Annual number (as of Dec. 31 each year)	Yearly increase in number over time *	Current Annual Number (as of February 25, 2025)
2018	148	23	171
2019	137	16	153
2020	160	12	172
2021	173	8	181
2022	184	8	192
2023	189	4	193
2024	187	1	188
2025	147	10**	157 (projected)

\* Numbers increase over time as investigations are completed, suspicious deaths become homicide, or new deaths are recorded.

\*\* Projected increase based on average increase over previous 7 years.